



Structural analysis and current agenda of soybean complex in Paraguay

Julio Calzada – Bruno Ferrari – Guido D'Angelo

During the last decade, Paraguayan soybean production has increased by 42%. It is remarkable the role of Argentina as export destination, absorbing in 2020 62% of the complex' exports.

During the last decade, soybean production in Paraguay has increased by 42%, according to USDA data, while the planted area also shows increases, reaching 3.3 M ha during crop season 2019/20.

As for Paraguayan soybean production during 2020/21, it would reach between 9 and 9.8 Mt, according to current forecasts of several local organisms. In the case of the USDA, it forecasts a production of 9.9 Mt. Where they do agree is that they expect a productive drop. During the last crop season, the crop development was affected by an adverse climatic situation. In spite of that, the grain exports are expected to remain solid, while the domestic consumption and the final stocks of the crop season are forecast to decrease.



BOLSA
DE COMERCIO
DE ROSARIO



www.facebook.com/BCROficial



twitter.com/bcnprensa



[es.linkedin.com/BCR](https://es.linkedin.com/company/BCR)



www.instagram.com/BCR



www.youtube.com/BolsadeRosario



BOLSA DE COMERCIO DE ROSARIO
Córdoba 1402 - S2000AWV



TELÉFONO
(54 341) 5258300 / 4102600



EMAIL
contacto@bcr.com.ar



WWW
bcr.com.ar

Balance sheet of soybean - Paraguay

In millions of tons

	17/18	18/19	19/20	20/21e	21/22 p	20/21 vs 19/20	19/20 vs 10/11	21/22 vs 20/21
Area Harvested	3,51	3,565	3,3	3,15	3,45	-5%	15%	10%
Beginning Stocks	0,624	1,447	1,059	0,75	0,458	-29%	570%	-39%
Production								
USDA*	11,046	8,52	10,1	9,9	10,5	-2%	42%	6%
MAG-Paraguay**	11,046	8,52	11,024				55%	
CAPECO***		8,51	10,25	9				
CAPPRO-Paraguay****		8,84	10,55	9,81				
Imports	0,006	0,013	0,01	0,008	0,008	-20%	-52%	0%
Total Supply	11,676	9,98	11,169	10,658	10,966	-5%	53%	3%
Exports	6,029	4,901	6,619	6,6	6,5	0%	30%	-2%
Crush	4	3,82	3,5	3,3	3,75	-6%	110%	14%
Feed Waste Dom. Cons.	0,2	0,2	0,3	0,3	0,3	0%	275%	0%
Domestic Consumption	4,2	4,02	3,8	3,6	4,05	-5%	117%	13%
Ending Stocks	1,447	1,059	0,75	0,458	0,416	-39%	62%	-9%

@BCRmercados based on data from USDA-PSD, MAG y CAPPRO

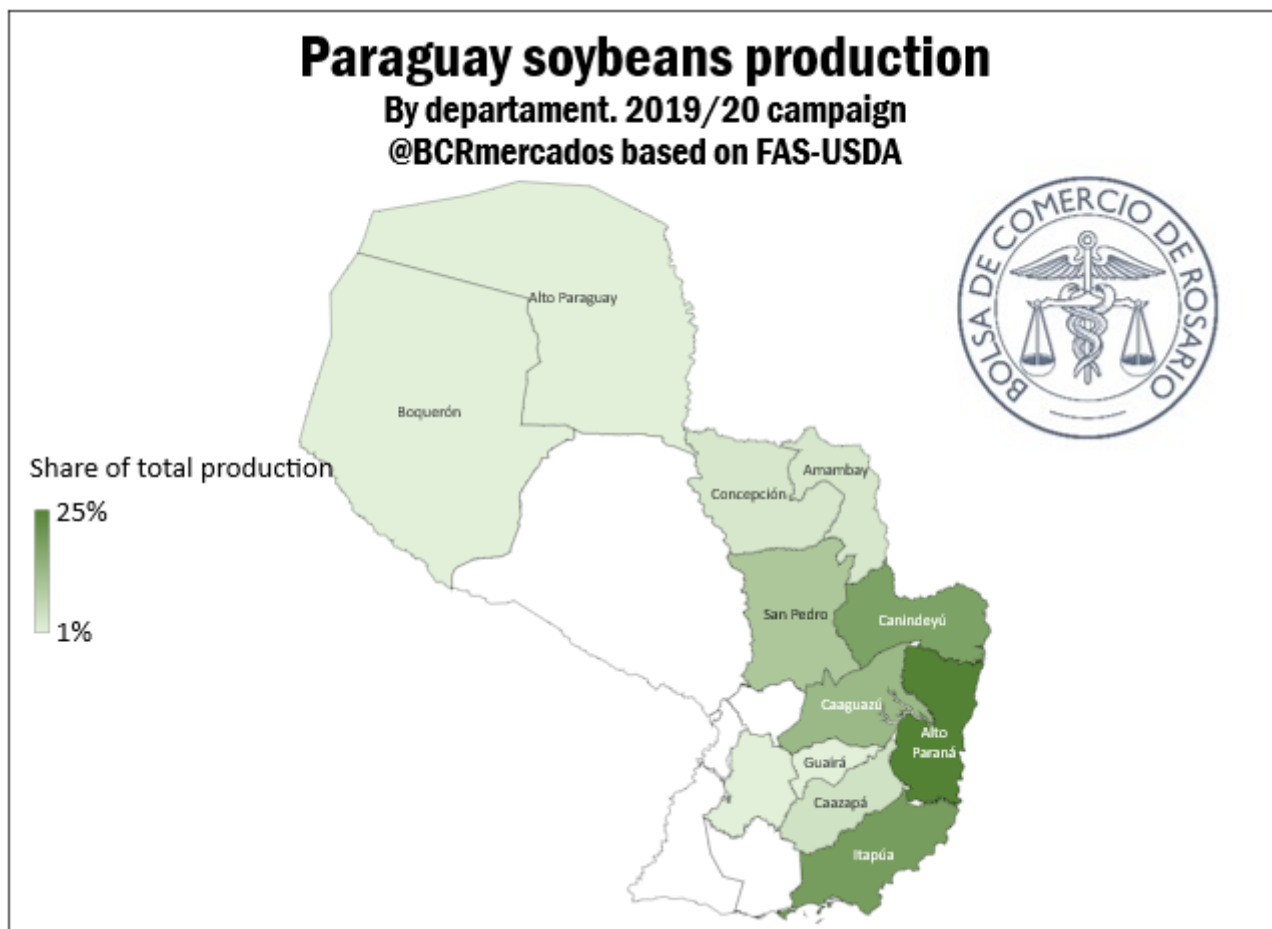
* United States Department of Agriculture.

** Ministerio de Agricultura y Ganadería de Paraguay

*** Cámara Paraguaya de Exportadores y Comercializadores de Cereales y Oleaginosas

**** Cámara Paraguaya de Procesadores de Oleaginosas y Cereales

On the other hand, if we carry out a structural analysis of the soybean complex in Paraguay, we can see the distribution of the planted area in that country. The main soybean producing departments are on the South East region, with remarkable productions on Alto Paraná, Itapúa, Canindeyú and Caaguazú, which together concentrate 75% of the Paraguayan soybean production.



As for the industrial structure, at present, the theoretical maximum capacity of active soybean processing plants identified by J.J. Hinrichsen is of 14,350 tons/24hs and 4,7 Mt on annual terms. It is important to note that these are theoretical values, since most of the plants can or do perform alternative crushing tasks of other oilseeds, such as cotton, sunflower, coconut and other grains.

Besides, the Paraguayan Chamber of Cereal and Oilseed Exporters and Traders (CAPECO, for its Spanish acronym), organism of reference in terms of markets and statistics in Paraguay, estimates a lower annual processing capacity between 4 and 4.2 Mt on general terms.

Soybean crushing capacity installed in Paraguay

Processing plants	Location	Capacity in t / 24	Capacity in t / Annual
Cargill Agropecuaria S.A.C.I	Minga Guazú	3.000	990.000
Contiparaguay S.A. (ex CAPSA) <i>(plant stopped)</i>	Capiatá, Ruta 2, Km 22	1.000	330.000
Agrochaco S.A. <i>(plant stopped)</i>	Ñemby	400	132.000
Forrajera Guaraní	Fernando de la Mora	550	181.500
ADESA, Aceites y Derivados S.A.	Cnel. Oviedo	1.000	330.000
Ex Matteucci Hermanos S.A.I.C <i>(plant stopped)</i>	Itaiguá	250	82.500
Vargas Peña Apezteguía & Co. S.A.I.C	Cnel. Oviedo	180	59.400
Allgemeine Baumwoll Gesellschaft S.A. <i>(plant stopped)</i>	Ma. Auxiliadora Itapui	120	39.600
INDHOR, Industrias Horacio S.R.L.	Horqueta	100	33.000
Coop. Colonias Unidas Agric. Ltda.	Cnia. Obligado	400	132.000
La Industrial del Norte S.A.	Ypacarai	100	33.000
Oleaginoso Raatz S.A.	Cnia. Bella Vista	1.200	396.000
Merco (Mercantil Comercial S.A.) (LDC Paraguay)	Caaguazú Ruta 7	500	165.000
ADM Paraguay	Villeta (Angostura)	3.500	1.155.000
CAISA Comp. Agroind. Angostura COPAGRA	Villeta	4.000	1.320.000
Cofco Agri <i>(In project and construction)</i>	Puerto Tirica (Villeta)	4.000	1.320.000
Total theoretical capacity active plants according to J.J. Hinrichsen		14.350	4.735.500
Total theoretical capacity according to CAPECO **			4.230.000
Total theoretical capacity according to CAPPRO***			4.218.000

@BCRmercados based on data from J.J. Hinrichsen, CAPECO y CAPPRO

*These are data for the second half of 2020, published in 2021. It is important to mention that it is a theoretical capacity because most plants can / perform alternative processing tasks of other oilseeds such as cotton, sunflower, coconut and other grains.

**Cámara Paraguaya de Exportadores y Comercializadores de Cereales y Oleaginoso

***Cámara Paraguaya de Procesadores de Oleaginosas y Cereales

By analysing the use of the theoretical maximum installed capacity during crop season 2020/21, it falls at minimums since at least crop season 2017/18, according to our own estimations calculated on the base of several sources of information regarding processing. In that sense, for crop 2020/21, we calculated a usage estimation of 78%, which is a high figure despite being below previous crop seasons. At the same time, for crop season 2021/22, it is forecast a recovery that would reach 88% of the industrial installed capacity usage, according to installed capacity data from local sources in Paraguay.

Use of theoretical installed capacity *

Campaign	Crush according to USDA	Use of installed capacity (%) **	
		J.J. Hinrichsen	CAPECO
2017/2018	4	84,5%	94,6%
2018/2019	3,82	80,7%	90,3%
2019/2020	3,5	73,9%	82,7%
2020/2021e	3,3	69,7%	78,0%
2021/2022 p	3,75	79,2%	88,7%

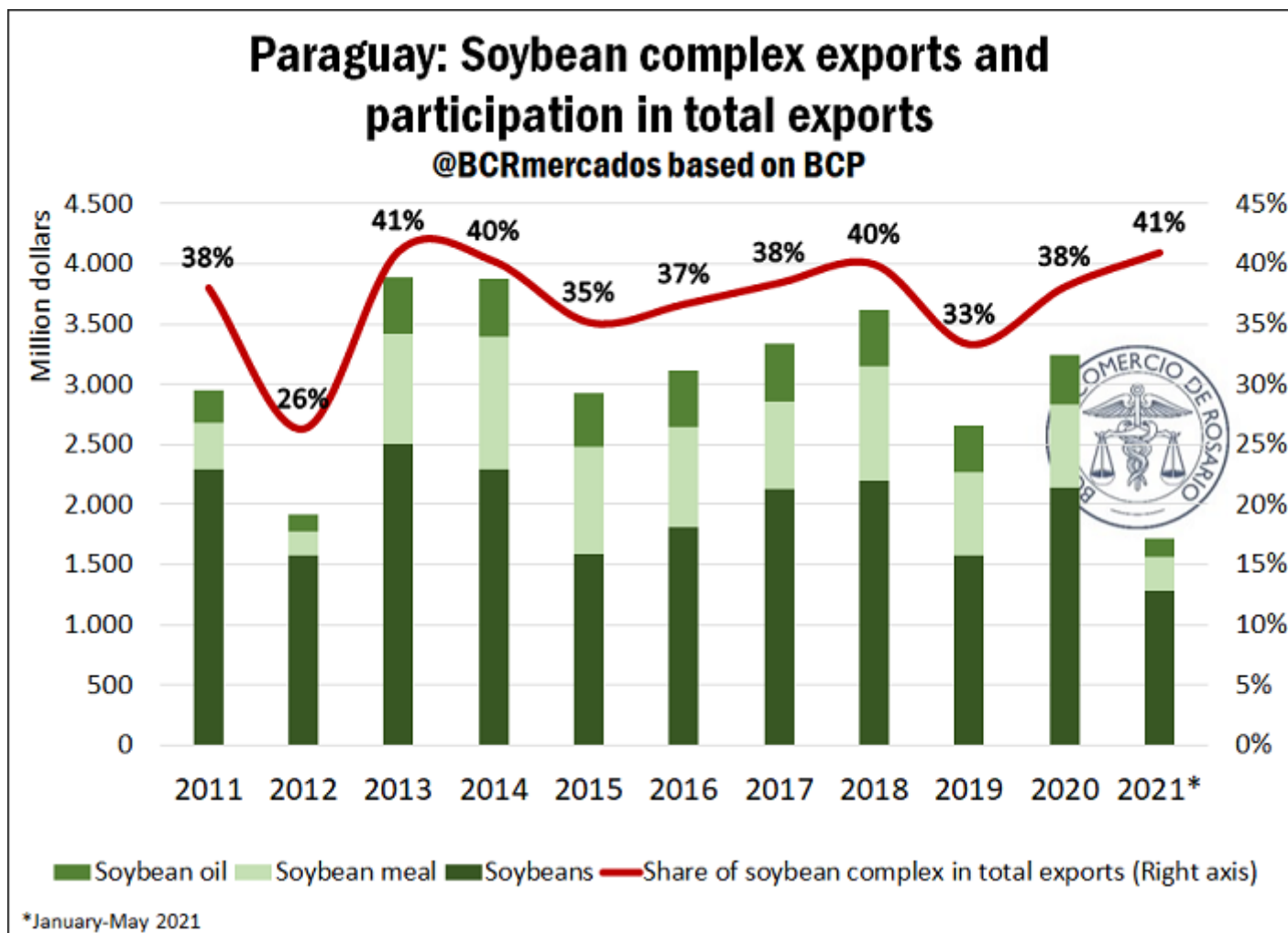
@BCRmercados based on data from USDA-PSD, J.J. Hinrichsen S.A., CAPECO, CAPPPO y estimaciones propias.

*It is important to mention that it is a theoretical capacity because most plants can / perform alternative grinding tasks for other oilseeds such as cotton, sunflower, coconut and other grains.

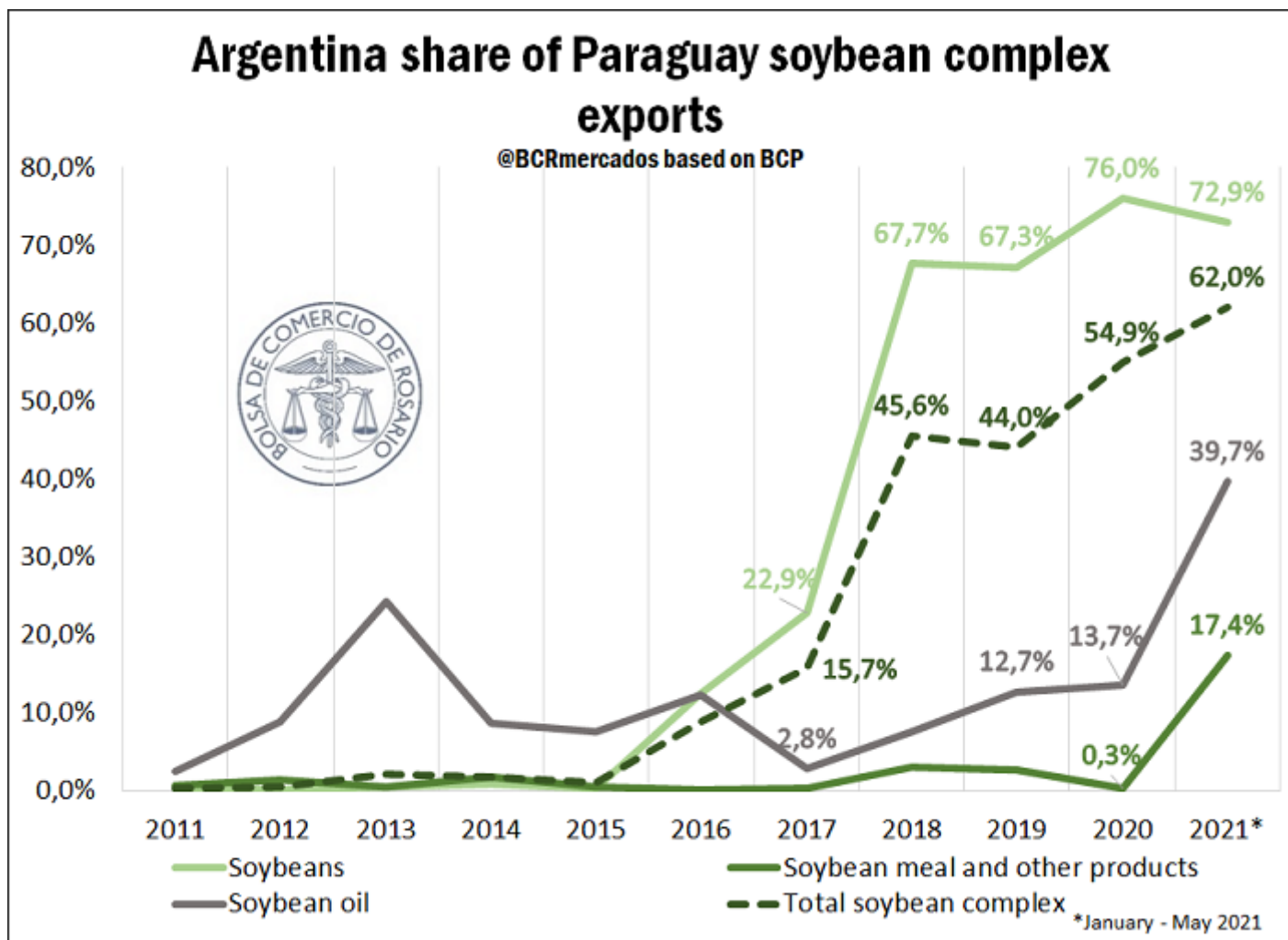
** The installed capacity utilization percentages are approximations. They may vary partially depending on the sources of information used regarding the estimated crushing by campaign, installed capacity estimated by the various sources, as well as the calendar year comparison may differ slightly from the analysis by commercial campaign.

If we analyse the importance of the soybean complex in the Paraguayan export market, we could see that exports of the sector in year 2020 represented the 38% of the total. If compared with previous years, the proportion remains stable, except for particular years like 2012 or 2019. In the meantime, year 2021 until the month of May reached 41% in regard to total exported.

On a product level, the main contribution of the complex to exports is due to shippings of soybean, which during 2020 reached a value of US\$ 2,146 million, which represents 66% of exports of soybean complex for the mentioned country.



Last, if we focus on export destinations of the soybean complex products, it is remarkable the role of Argentina from year 2016 onward. Among the different products, our country transitioned from absorbing 12.5% of soybean exports from Paraguay to 76% in 2020. Just as previously mentioned, this is the main product of the complex exported by our neighbouring country. This can be verified because there are barges flowing downstream river Paraguay with temporary Argentinian imports of soybean destined to oil industries located in Rosario cluster, in order to improve the quality of soybean meal in our country. On the other hand, a great part of soybean, corn and other commodities exported by Paraguay arrive in Rosario cluster in rail barges to be transferred to vessels stationed at various terminals to ship those commodities to the rest of the world. There is also merchandise arriving in Uruguayan ports with the same purpose. Argentina is the main business partner on that sector, with a representativeness of 62% on year 2020, and most oil companies operate on both countries to carry out these trades.



Soybean agenda in Paraguay

Having researched various qualified sources, CAPECO being one of them, the contribution by specialists Gustavo Picola and Hugo Daniel Vázquez and articles on media, we would like to list the main topics which the sector is dealing with and working on. The following list is absolute responsibility of the authors of the present article:

- The temporary import of soybean into Argentina (mainly by the oilseed crushing cluster located around Rosario city) subtracts availability to Paraguayan crushing capacity.
- The indefinitions over the dredging and beaoning of Paraná River in Argentina.
- In April this year, the start of the dredging of Paraguay river was agreed with Argentina. The dredging is to be made by the firm Terminal Occidental S.A., after the corresponding public tender is made on the Republic of Paraguay. River navigability is key to the growth of Paraguayan production. The low level of Paraguay river would not affect



the corn market so much, because between 600 thousand and 1 Mt are sent to Brazil by land (using trucks as a means of transport). The problem revolves around soybean and rail barges that must flow South through rivers Paraguay and Uruguay.

- After strong national and foreign investments to stimulate soybean processing, from 2013 on the soybean production was taxed with the so-called Agricultural VAT. Although that tax stipulated a 100% reimbursement for export of manufactured goods, successive emergencies and decrees prevented the reimbursement of this tax, affecting the whole agribusiness market. Despite the judgement of the Supreme Court of Justice of Paraguay declaring that it is unconstitutional to override tax-deductions of Soybean Complex manufactures, this is insisted upon with new bills to that effect.
- Transfer prices among operations of businesses established in Paraguay and business of the same group in Argentina.
- Draft bill submitted by carriers, which expects to set freight costs and mandatory prices.
- Maximum waste limits and strong agrochemical requirements pushed by the European Union, that could limit foreign trade with the European block.
- Enhancing truck daily capacity between Puerto Indio and Santa Helena, by asphaltting routes that allow physical proximity to those cities. Improvement of pavement in general, with many areas of the country with lack of road maintenance.
- Improvement of logistics and daily capacity between Saltos del Guairá, both on the bridge as on rafts. This way, trade among areas close to the Itapú dam will be stimulated.
- Increasing trade on the Triple Frontera: improving and amplifying the dry port capacity in Foz de Iguazú in order to increase the number of trucks that circulate between this Brazilian city and Ciudad del Este.

